

- Zero Voltage Switching
- Panel Mount
- 600V Transient Capability
- Internal Snubber
- DC or AC Control
- Triac Output

Featuring state-of-the-art Surface Mount Technology, these SPST-NO relays deliver proven reliability in the most demanding applications.

Manufactured in Crydom's ISO 9001 Certified facility for optimum product performance and reliability.

MODEL NUMBERS	AC CONTROL	TA1210	TA1225	TA2410	TA2425
	DC CONTROL	TD1210	TD1225	TD2410	TD2425
OUTPUT SPECIFICATIONS ①					
Operating Voltage (47-63 Hz) [Vrms]		24-140	24-140	24-280	24-280
Max. Load Current ③ [Arms]		10	25	10	25
Min. Load Current, [mArms]		40	40	40	40
Transient Overvoltage [Vpk]		400	400	600	600
Max. Surge Current, (16.6ms) [Apk]		120	250	120	250
Max. On-State Voltage Drop @ Rated Current [Vpk]		1.6	1.6	1.6	1.6
Thermal Resistance Junction to Case (R _{θJC}) [°C/W]		1.48	1.02	1.48	1.02
Maximum I ² t for Fusing, (8.3 msec.) [A ² sec]		60	260	60	260
Max. Off-State Leakage Current @ Rated Voltage [mArms]		8	8	10	10
Min. Off-State dv/dt @ Max. Rated Voltage [V/μsec] ②		200	200	200	200
Max. Turn-On Time		1/2 Cycle (DC Control), 10.0 msec (AC Control)			
Max. Turn-Off Time		1/2 Cycle (DC Control), 40.0 msec (AC Control)			
Power Factor (Min.) with Max. Load		0.5	0.5	0.5	0.5

INPUT SPECIFICATIONS

 ①

	DC CONTROL	AC CONTROL
Control Voltage Range	3-32 Vdc	90-280 Vrms (60Hz)
Max. Reverse Voltage	-32 Vdc	—
Max. Turn-On Voltage	3.0 Vdc	90 Vrms
Min. Turn-Off Voltage	1.0 Vdc	10 Vrms
Nominal Input Impedance	1500 Ohms	60K Ohms
Typical Input Current	3.4mA @ 5 Vdc, 20mA @ 28Vdc	2mA @ 120 Vrms, 4mA @ 240 Vrms

GENERAL NOTES

© 2007 CRYDOM Inc., Specifications subject to change without notice.

① All parameters at 25° C unless otherwise specified.

② Off-State dv/dt test method per EIA/NARM standard RS-443, paragraph 13.11.1

③ Heat sinking required, for derating curves see page 3.

For recommended applications and more information contact:

USA: Sales Support (877) 502-5500 Tech Support (877) 702-7700 FAX (619) 710-8540

Crydom Inc., 2320 Paseo de las Americas, Ste. 201, San Diego, CA 92154

Email: sales@crydom.com WEB SITE: http://www.crydom.com

UK: +44 (0)1202 606030 • FAX +44 (0)1202 606035 Crydom SSR Ltd., Arena Business Centre, Holyrood Close, Poole, Dorset BH17 7FJ, Email: intsales@crydom.com.

GERMANY: +49 (0)180 3000 506

GENERAL SPECIFICATIONS

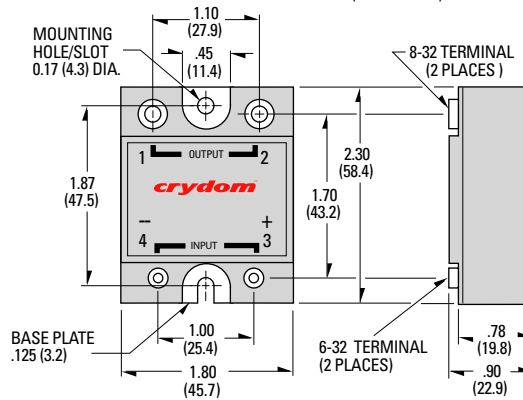
Dielectric Strength 50/60Hz Input/Output/Base	4000 Vrms
Insulation Resistance (Min.) @ 500 Vdc	10 ⁹ Ohm
Max. Capacitance Input/Output	8 pF
Ambient Operating Temperature Range	-40 to 80°C
Ambient Storage Temperature Range	-40 to 125°C

MECHANICAL SPECIFICATIONS

Weight: (typical)	3.0 oz. (86.5g)
Encapsulation:	Thermally Conductive Epoxy
Terminals:	Screws and Saddle Clamps Furnished, Unmounted

MECHANICAL DIMENSIONS

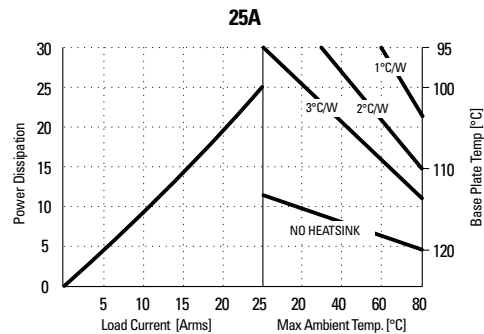
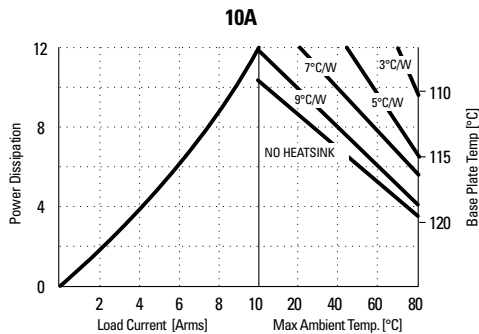
All dimensions are in inches (millimeters)



Screw Torque Requirements:
 6-32 Screws - 10 in. lbs.,
 8-32 Screws - 20in. lbs.
 (Screws dry without grease.)

Crydom Heat Sinks offer excellent thermal management and are perfectly matched to the load current ratings of Crydom panel mount relays. Request Crydom's Heat Sink specification sheet for all the details.

CURRENT DERATING CURVES



APPROVALS

UL E116949
 CSA LR81689
 VDE 10143 UG



ANNEX – ENVIRONMENTAL INFORMATION:

The environmental information disclosed in this annex including the EIP Pollution logo are in compliance with People's Republic of China Electronic Industry Standard SJ/T11364 – 2006, Marking for Control of Pollution Caused by Electronic Information Products.

Part Name	Toxic or hazardous Substance and Elements					
	Lead (Pb)	Mercury (Hg)	Cadmium (Cd)	Hexavalent Chromium (Cr (VI))	Polybrominated biphenyls (PBB)	Polybrominated diphenyl ethers (PBDE)
Semiconductor die	X	O	O	O	O	O
Solder	X	O	O	O	O	O

附件 - 环保信息:

此附件所标示的包括电子信息产品污染图标的环保信息符合中华人民共和国电子行业标准 **SJ/T11364 - 2006**, 电子信息产品污染控制标识要求

部件名称	有毒有害物质或元素					
	铅 (Pb)	汞 (Hg)	镉 (Cd)	六价铬 (Cr (VI))	多溴联苯 (PBB)	多溴二苯醚 (PBDE)
半导体芯片	X	O	O	O	O	O
焊接点	X	O	O	O	O	O

